


SILICONE GAP FILLER PAD TGF-WSS-SI

very soft, flexible

TGF-WSS-SI is an electrically insulating thermally conductive high performance silicone gap filler. It is ideal for use in applications where thermal transfer over large gaps caused e.g. by big tolerances or different stack up heights must be achieved. Due to the specific formulation and filling with ceramic particles the silicone elastomer has an extremely high thermal conductivity. Through its high softness and flexibility the material perfectly mates to irregular surfaces thus filling gaps at very low pressure. By its use the total thermal resistance is minimised. The natural tackiness of the material allows for an easy and reliable pre-assembly.



Release 10 / 2022

Technical Data Sheet

PROPERTIES

- Very soft and compliant
- Thermal conductivity: 5.5 W/mK
- Operates at very low pressure
- Extraordinary chemical resistance and longterm stability
- Shock absorbing
- Easy mounting through self tackiness
- One or two-side self-tacky

AVAILABILITY

- Sheet 460 x 100 mm
- Tacky on both sides (TGF-WSSXXX-SI)
- Tacky on one side (TGF-WSSXXX-SI-A1)
- Die cut parts
- Kiss cut parts on sheet

APPLICATION EXAMPLES

Thermal link of:

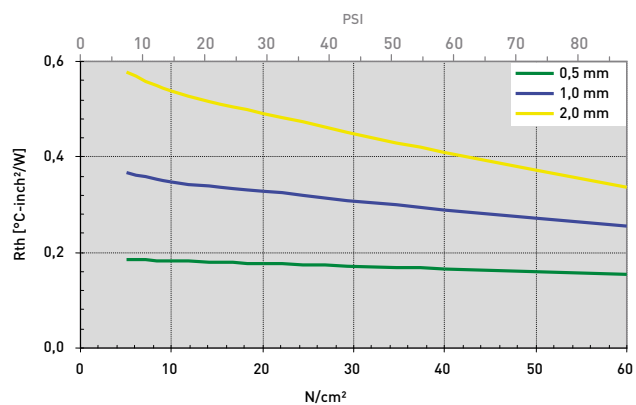
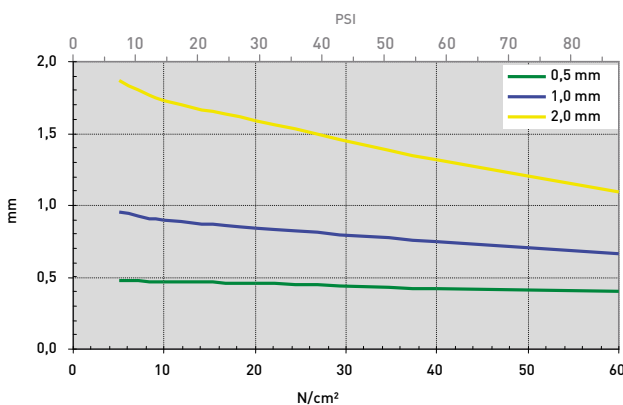
- SMD packages
 - Through-hole vias
 - RDRAMs memory modules
 - Flip Chips, DSPs, BGAs, PPGAs
- For use in Automotive applications / Laptops / Medicine engineering / Embedded boards

| PROPERTY | UNIT | TGF-WSS1000-SI | TGF-WSS2000-SI |
|--|------------------------------|-------------------------|-------------------------|
| MATERIAL | | | |
| | | Ceramic filled silicone | Ceramic filled silicone |
| Colour | | Grey | Grey |
| Thickness | mm | 1.0 ^{+0.10} | 2.0 ^{+0.20} |
| Hardness | Shore 00 | 55 | 55 |
| UL Flammability | UL 94 | V0 | V0 |
| RoHS Conformity | 2015 / 863 / EU | Yes | Yes |
| THERMAL | | | |
| Resistance ¹ @ 60 PSI @ Thickness | °C-inch ² /W (mm) | 0.30 (0.75) | 0.41 (1.32) |
| Resistance ¹ @ 30 PSI @ Thickness | °C-inch ² /W (mm) | 0.32 (0.85) | 0.49 (1.59) |
| Resistance ¹ @ 10 PSI @ Thickness | °C-inch ² /W (mm) | 0.36 (0.93) | 0.56 (1.80) |
| Thermal Conductivity ¹ | W/mK | 5.5 | 5.5 |
| Operating Temperature Range | °C | - 60 to + 180 | - 60 to + 180 |
| ELECTRICAL | | | |
| Dielectric Strength | kV / mm | 10 | 10 |
| Volume Resistivity | Ohm - cm | 1.0 x 10 ¹³ | 1.0 x 10 ¹³ |

Measurement technique according to: 'ASTM D 5470. All data without warranty and subject to change. Please contact us for further data and information.

Thicknesses: 0.5 mm / 1.0 mm / 2.0 mm

mm vs. N/cm² (PSI) / Rth vs. N/cm² (PSI)



All technical data and information are without warranty and believed to be reliable and accurate, corresponding to the latest state of the art. Since the products are not provided to conform with mutually agreed specifications and their use and processing are unknown we cannot guarantee results, freedom from patent infringement, or their suitability for any application. Product testing by the applicant is recommended. We reserve the right of changes.