


SILICONE GAP FILLER PAD TGF-XS-SI

soft, flexible / Low Volatile Siloxanes (LV)



TGF-XS-SI is an electrically insulating thermally conductive high performance LV silicone gap filler. It is ideal for use in applications where thermal transfer over large gaps caused e.g. by big tolerances or different stack up heights must be achieved. Due to the specific formulation and filling with ceramic particles the silicone elastomer has an extremely high thermal conductivity. Through its softness and flexibility the material perfectly mates to irregular surfaces thus filling gaps at low pressure. By its use the total thermal resistance is minimised. The natural tackiness of the material allows for an easy and reliable pre-assembly.



Release 02 / 2021

PROPERTIES

- Soft and compliant
- Low volatile siloxane content (LV)
- Thermal conductivity: 6.0 W/mK
- Operates at low pressure
- Extraordinary chemical resistance and longterm stability
- Shock absorbing
- Easy mounting through self tackiness
- Two-side self-tacky

AVAILABILITY

- Sheet 400 x 200 mm (>= 1 mm)
- Sheet 200 x 200 mm (< 1 mm)
- Tacky on both sides (TGF-XSXXX-SI)
- Die cut parts
- Kiss cut parts on sheet

APPLICATION EXAMPLES

- Thermal link of:
- SMD packages
 - Through-hole vias
 - RDRAMs memory modules
 - Flip Chips, DSPs, BGAs, PPGAs
- For use in Automotive applications / Laptops / Medicine engineering / Embedded boards

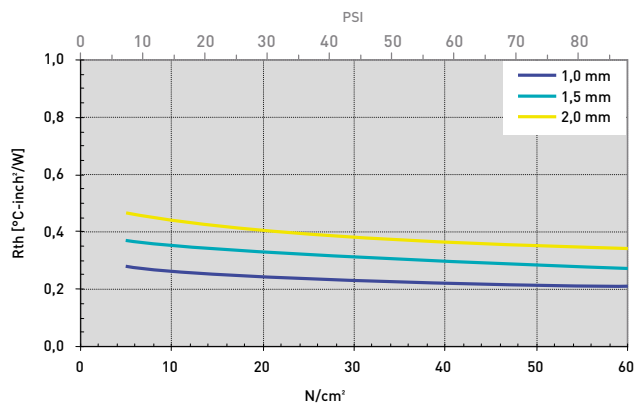
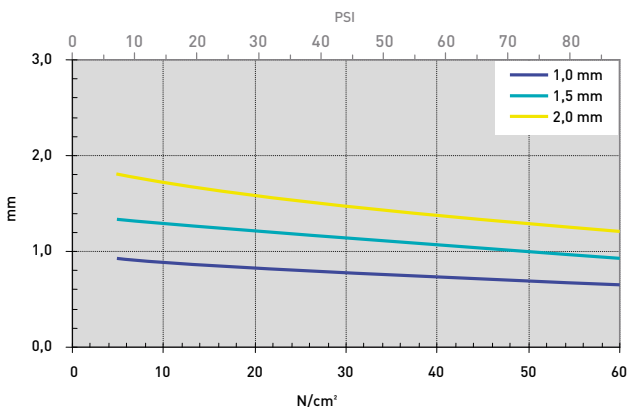
Technical Data Sheet

PROPERTY	UNIT	TGF-XS1000-SI	TGF-XS1500-SI	TGF-XS2000-SI
MATERIAL				
		Ceramic filled silicone	Ceramic filled silicone	Ceramic filled silicone
Colour		Grey	Grey	Grey
Density	g/cm ³	3.3	3.3	3.3
Thickness	mm	1.0 ^{±0.10}	1.5 ^{±0.15}	2.0 ^{±0.20}
Hardness	Shore 00	60	60	60
UL Flammability (Equivalent)	UL 94	V0	V0	V0
RoHS Conformity	2015 / 863 / EU	Yes	Yes	Yes
THERMAL				
Resistance ¹ @ 60 PSI @ Thickness	°C-inch ² /W (mm)	0.22 (0.74)	0.30 (1.07)	0.36 (1.40)
Resistance ¹ @ 30 PSI @ Thickness	°C-inch ² /W (mm)	0.24 (0.83)	0.33 (1.22)	0.41 (1.60)
Resistance ¹ @ 10 PSI @ Thickness	°C-inch ² /W (mm)	0.27 (0.91)	0.36 (1.32)	0.45 (1.80)
Thermal Conductivity ¹	W/mK	6.0	6.0	6.0
Operating Temperature Range	°C	- 40 to + 130	- 40 to + 130	- 40 to + 130
ELECTRICAL				
Dielectric Strength	kV / mm	≥8	≥8	≥8
Volume Resistivity	Ohm - cm	≥1.0 x 10 ¹⁰	≥1.0 x 10 ¹⁰	≥1.0 x 10 ¹⁰

Measurement technique according to: 'ASTM D 5470. All data without warranty and subject to change. Please contact us for further data and information.

Thicknesses: 0.75 mm / 1.0 mm / 1.5 mm / 2.0 mm

mm vs. N/cm² (PSI) / Rth vs. N/cm² (PSI)



All technical data and information are without warranty and believed to be reliable and accurate, corresponding to the latest state of the art. Since the products are not provided to conform with mutually agreed specifications and their use and processing are unknown we cannot guarantee results, freedom from patent infringement, or their suitability for any application. Product testing by the applicant is recommended. We reserve the right of changes.